

Request Online Access to My AgCountry and AgPay

My AgCountry offers secure electronic access 24/7

- Exchange documents and files with your AgCountry contacts using **Secure Messaging**
- Check payments due and account summary information
- View loan, crop insurance, tax documents as well as Statements in My Documents
- Access to AgPay

1

Go to www.AgCountry.com

Select **Sign In To My AgCountry**
Select **Request Online Access**

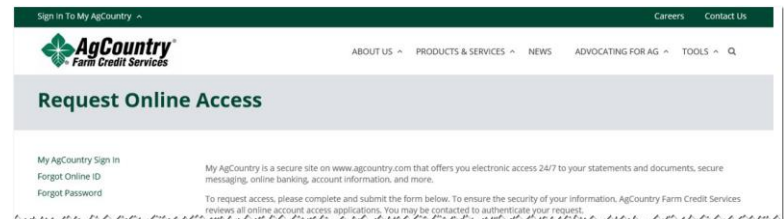
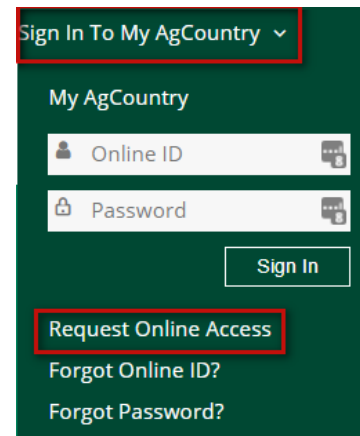
2

Request Online Access

- Enter your information
- Select **Submit**

3

Receive an email with sign-in information within 48 hours



From: no-reply@agcountry.com

You recently requested access to My AgCountry. Please click link below

<https://www.agcountry.com/My-AgCountry-Sign-In/First-Time-Sign-in>

First Time Sign In to My AgCountry and AgPay

Request Online Access, then you'll receive an "Accessing My AgCountry" email (from no-reply@agcountry.com)

- Click link in email to [create your First Time Sign in to My AgCountry](#)

1

First Time Sign In Screen

- Create **Online ID**
- Create **Password**
- Select **Security Question/Answer**
- Click to Agree to Online Agreement
- **Submit**

2

Secondary Security Authentication

- Select Code Delivery method
- Enter Phone Number to receive code
- Select '**Register and Send Code**'

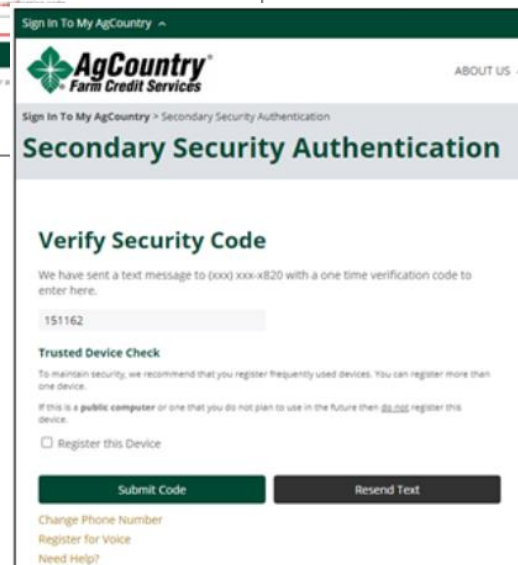
Verify Security Code

- Enter verification code received on phone
 - Select '**Submit Code**'
- Option available to Register this Device

3

My AgCountry Landing Page

- Select menu items to navigate site
- Select **AgPay** for Account Details and Transactions or to make Transfers



Tip – Mobile AgPay App Users

Download new mobile AgPay app, search 'AgCountry' **First time** – Establish your Sign In to My AgCountry via browser, then use this same secure login to enjoy AgPay features on your mobile device.