

## Transfers – Funds Transfer and Loan Payments

Transfers submitted prior to 3:30 pm Central are effective same business day and will process at your external bank the next business day.

1

Select **Transfers** menu

**Funds Transfer** - use for transfers to your external account or to FCM Stand Alone.

**Loan Payments** - use for payments to your loans.

2

- Select **From and To Account**
- **Payment Type\*** (see #3 below)
- Enter **Amount \$**
- Date
- Memo (displays with transaction)
- **Submit**

3

**\*Loan Payment Types:**

**Regular** - use to pay total amount due. If 0.00 displays, amount entered will be applied to principal only; not next amount due.

**Early Principal** - use to reduce next principal due.

**Interest Only** - use to pay interest only.

**Principal Only** - use to pay principal only.

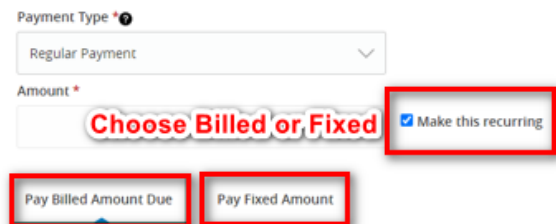
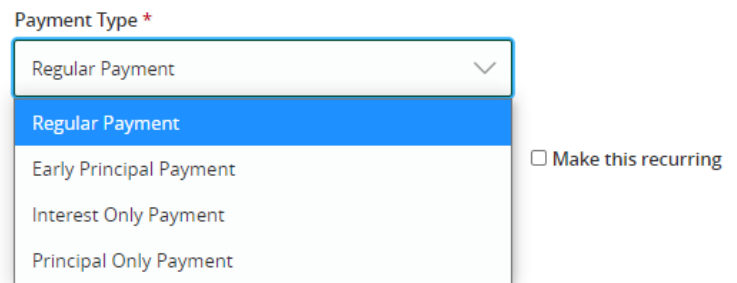
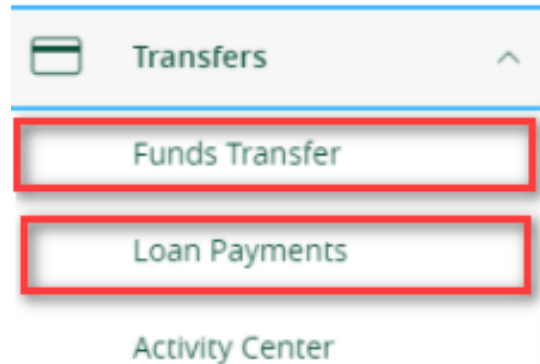
**Make this recurring** - use to setup recurring transactions for billed OR fixed amounts. See Activity Center to view or manage recurring transactions.

For [FCM Linked](#), transact using the [RLOC](#) loan and funds will sweep to/from the FCM Linked.

View AgPay Transfers in **Transfers>Activity Center**

### Tip – Nickname your accounts

Use the Nickname option on the home screen so the account description appears in the From/To drop down selections



### Activity Center

Single Transactions    Recurring Transactions    Remote Check Capture

Search transactions

Created date    Status    Transaction Type    Account